

BRUCE 布鲁斯

BRUCE 布鲁斯

400-8890-100  
www.chinabruce.cn



扫一扫  
关注布鲁斯  
官方公众号




扫一扫  
关注孝心缝慈善  
基金会官方公众号

# R6F-E

## 防错层电脑平缝机

Computerized needle feedlockstitch machine



怕跳针 · 怕断线 · 就用布鲁斯  
**NO BREAK · NO SKIP**

台州市布鲁斯缝制设备有限公司  
TaiZhou Bruce Sewing Machine Co., Ltd.  
浙江省台州市椒江区东海大道东段1008号2号楼  
No.2 building No.1008 Donghai Avenue East Jiaojiang District  
Taizhou City, Zhejiang Province China.


2023.08



怕跳针 · 怕断线 · 就用布鲁斯  
NO BREAK · NO SKIP



# R6F-E

品名：防错层电脑平缝机  
Computerized needle feedlockstitch machine



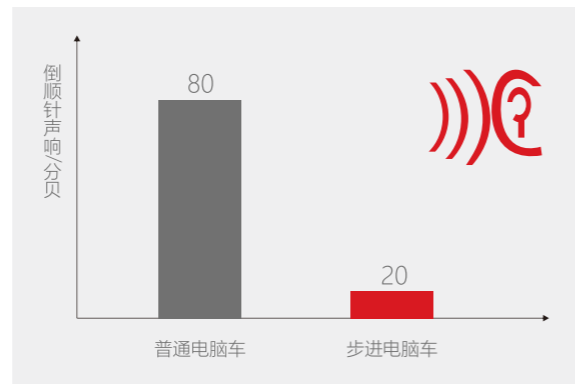
**送料顺畅，不起皱不错层**  
Feed smoothly, avoid of layers offset

机针与牙齿同步送料，面料不起皱，不错层  
Specialized feeding keeps fabric smooth without wrinkles and layers offset, applicable for yarn, chiffon and silk fabrics.



**步进控制，针距精准**  
Stepper motor driving, stable and accurat


步进电机控制针距，精确到0.1mm，针距精准，且可锁定针距，线迹均匀，避免误操作导致的针距长短不一。  
Stepper motor driving electric adjustable stitch length, minimum precision 0.1mm, stitch length can be locked by setting password.



**倒缝无声，安静舒适**  
noiseless backstitch

通过步进电机控制倒缝结构，实现倒缝无声，给你安静舒适的工作环境。


Stepping motor control backstitch device noiseless.



**线迹美观，不用剪线头**  
Beautiful stitches without thread tail

缝纫结束线头在3mm内，且自动锁线，防止脱线。

Beautiful stitches and no need to cut remaining thread. End sewing remaining thread is short within 3mm, auto lockstitch avoid loose stitch.



**300mm操作空间，适应性广**  
300mm large space, wide range of application

缝料输送更顺畅，即使羽绒服、棉服、衬衫、西装等大件缝制也可以轻松缝制。  
Feeding more smoothly, applicable for down jacket, shirts and suits.



**密封油盘，无油无虑**  
Sealed oil pan, no oil, no trouble

底盘密封，避免杂质，清洁耐久；便捷搬移，不洒油。

Sealed oil pan, no dust into the oil, perfect lubrication, clean and durable.



**简洁面板，一触即发**  
Easy to learn, easy to use

操作方便，将语音导航、一键还原、油量警示等功能发挥得淋漓尽致。

Easy to understand, no need to remember parameters.

## 技术参数 Specification

	针号	针距 (mm)	线迹 (mm)	速度 (S.p.m)	A	M	H	尺寸 (mm)	重量 (kg)
R6F-E	DB×1 11-18#	2	4.5	5-13	4000	●	●	690×295×550	42.5/49.5
R6F-EH	DP×5 18-21#	2	4.5	5-13	3000		●	690×295×550	42.5/49.5
R6F-E-PK	DB×1 11-18#	2	4.5	5-13	4000	●	●	710×345×570	46.5/53.5
R6F-EH-PK	DP×5 18-21#	2	4.5	5-13	3000		●	710×345×570	46.5/53.5

注 (Note) :  
Pk为一体式后拖轮，出厂标配。